

TABLE OF CONTENTS

ABOUT THE AUTHOR	4
INTRODUCTION	5

CHAPTER 1—Review 6

Reading Music	6
Swing Eighth Notes	10
Sixteenth-Note Rhythms	10
The Major Scale	11
Key Signatures	12
Intervals	13
Triads	14
Diatonic Harmony—Triads	16
7 Chords	17
Diatonic Harmony—7 Chords	19
Syncopation	20
Dead Notes—Muting	21

CHAPTER 2—The Major Pentatonic Scale 22

Fingerings for the Major Pentatonic Scale	22
The Modes of the Major Pentatonic Scale—	
Five Positions of the Scale	22
Major Pentatonic Bass Lines	24
<i>Dave's Tune</i>	26
Adding the $\flat 7$	28
Major Pentatonic and the Twelve-Bar Blues	29
<i>Major Blues</i>	29

CHAPTER 3—The Minor Pentatonic Scale 30

Fingerings for the Minor Pentatonic Scale	30
The Modes of the Minor Pentatonic Scale—	
Five Positions of the Scale	30
Minor Pentatonic Rock Bass Lines	32
More Minor Pentatonic Rock Bass Lines	33
Minor Pentatonic Funk Grooves	35

CHAPTER 4—The Blues Scale 38

Blues Scale Fingerings	38
5 Chords	39
<i>Gimme 5</i>	39
<i>Play It Straight</i>	40
Blues Scale Swing-8th Grooves	41
<i>Swing It</i>	41
<i>Good Things Come in Threes</i>	42
Grooves Using the Major/Minor 3rd	43
<i>Major Minor Boogie</i>	43
<i>Color Me Blues</i>	44

CHAPTER 5—The Modes of the Major Scale 45

Relative Thinking	45
Parallel Thinking	46
The Four Modal Tetrachords	47
Combining Tetrachords to Create Modes	48
Two-Octave Ionian Mode Fingerings	51
Dorian	52
Mixolydian	53

CHAPTER 6—Slap & Pop	54	Chromatic Passing Tones	81
Slap & Pop Notation	54	<i>Short Steps</i>	81
Slap & Pop Techniques	55	<i>The Walking Man</i>	82
The Slap	56	Rhythmic Activity	83
Slap Exercises	57	<i>Get Your Activity Together</i>	83
Slap Bass Lines on the 3rd and 4th Strings	59	<i>Walk That Way</i>	84
The Pop	60	Approach Notes	85
The Hammer-on	61	<i>Approaching Greatness</i>	86
Bass Lines Using the Hammer-on	62	<i>The Cool Approach to Walking</i>	87
Dead Notes—Muting	63	Conclusion	88
The Pull-off	64		
Slap & Pop Bass Lines	65	CHAPTER 8—Minor Scales	89
CHAPTER 7—Walking Bass Lines—Intro to Jazz	70	Relative Minor—Natural Minor	89
Jazz-Blues Progressions	71	Harmonic Minor	91
Roots and 5ths	74	Melodic Minor	92
<i>Diggin' the Roots and 5ths</i>	74	WHAT'S NEXT	94
<i>Blues for Charlie</i>	75		
3rds and 7ths	76	DISCOGRAPHY	95
<i>Twelve Bars of 3rds and 7ths</i>	76	Blues	95
<i>Mo Better 3rds and 7ths</i>	77	Funk	95
Passing Tones	78	Additional Players to Check Out.....	95
<i>Just Passing Through</i>	79		
<i>Passing Play</i>	80		



A compact disc is available with each book of this series. Using these discs will help make learning more enjoyable and the information more meaningful. Each disc features an entire rhythm section playing most of the examples. It is important for you to play along with the CD as much as possible. This disc features some great players so, in effect, you can play with great players without leaving your home. The CD helps you play the correct notes, rhythms and feel of each example. The track numbers below the symbols correspond directly to the example you want to hear. Track 1 will help you tune to this CD. Have fun!

CHAPTER 3

The Minor Pentatonic Scale

The *minor pentatonic* scale is commonly used in blues and many different styles of rock. It is probably the most widely used scale for rock musicians. Not to say that this scale isn't used in other styles of music, but for a rock musician to play a gig without knowing the minor pentatonic scale is similar to being dropped into shark infested waters without a protective cage. Get the picture? This might hold to be a little more truthful for guitar players, but as a bassist, you still need to become familiar with this scale. You can incorporate the minor pentatonic scale into your bass lines as you did with the major pentatonic scale.

The minor pentatonic scale is the tonic (1), $\flat 3^*$, 4, 5 and $\flat 7^*$ of a major scale.

C Minor Pentatonic

12

1 $\flat 3$ 4 5 $\flat 7$ 1(8)

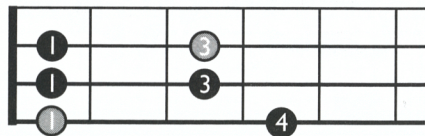
T
A
B

3 6 3 5 3 5

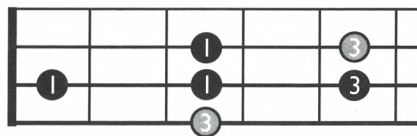
1 4 1 3 1 3

FINGERINGS FOR THE MINOR PENTATONIC SCALE

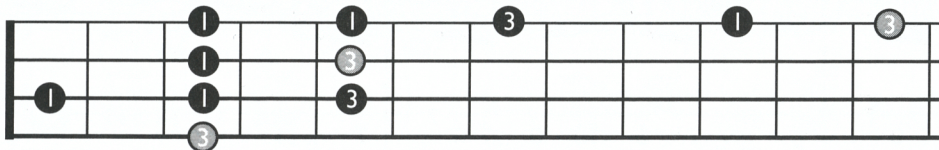
#1



#2



Two-octave Fingering



THE MODES OF THE MINOR PENTATONIC SCALE— FIVE POSITIONS OF THE SCALE

Like the major pentatonic scale, the minor pentatonic can be played starting on any of the five scale degrees. This gives you the modes of the minor pentatonic, and therefore five different ways of playing the scale.

On the following page are the five modes of the minor pentatonic scale. To use the scale to create bass lines, you will need to know which scale degree you are playing—1, $\flat 3$, 4, 5 or $\flat 7$. The scale degrees are indicated above each mode in the music, and the tonics are marked in gray in the diagrams on the right side of the page.